

29 Gauge

Premium WeatherXL® Painted Galvalume AW Panel

- WeatherXL® Baked-on paint
- Available in 19 beautiful colors
- ASTM A792 equivalent 80,000 psi min. tensile strength steel
- .015" steel thickness before paint
- 5.6% thicker steel than the minimum 29 gauge
- 40 Year Limited Paint Warranty
- 36" panel coverage
- 3/4" high ribs
- 9" on center



Tan



Earth Brown



Pewter Gray



Charcoal



Light Stone



Evergreen



Ivory



Barn Red



Slate Blue




Brite White



Burgundy



Clay



Burnished Slate



Black




Crimson



Gallery Blue



Dark Green



Ash Gray





Buckskin




Alamo White

Textured WeatherXL® Painted Galvalume AW Panel

- WeatherXL® Baked-on paint
- Available in 10 beautiful colors
- ASTM A792 equivalent 80,000 psi min. tensile strength steel
- .015" minimum steel thickness before paint
- 5.6% thicker steel than the minimum 29 gauge
- 40 Year Limited Paint Warranty



Ash Gray



Buckskin




Gallery Blue



Clay



Light Stone




Evergreen




Charcoal



Black



Earth Brown



Burnished Slate



Red



Burgundy

29 Gauge


Premium WeatherXL® Painted Galvalume Apex Panel

- WeatherXL® Baked-on paint
- Available in 19 beautiful colors
- ASTM A792 equivalent 80,000 psi min. tensile strength steel
- .015" steel thickness before paint
- 5.6% thicker steel than the minimum 29 gauge
- 40 Year Limited Paint Warranty
- 36" panel coverage
- 3/4" high ribs



Textured WeatherXL® Painted Galvalume Apex Panel

- WeatherXL® Baked-on paint
- Available in 10 beautiful colors
- ASTM A792 equivalent 80,000 psi min. tensile strength steel
- .015" minimum steel thickness before paint
- 5.6% thicker steel than the minimum 29 gauge
- 40 Year Limited Paint Warranty



29 Gauge ...continued

Copper Metallic in AW and Apex Panel



- 40 Year Limited Paint Warranty
- AZ50 Galvalume® Substrate

Galvalume® Acrylic in AW and Apex Panel



- AZ50 Galvalume® Substrate
- 50% aluminum, 1.5% silicone and the balance zinc
- Acrylic Coated

Galvanized Acrylic in AW and Apex Panel



- G-90 Galvanized Substrate
- .90 oz. of 100% zinc total on both sides per sq. ft.
- Acrylic Coated

40 Year WeatherXL® Painted G-100 in AW and Apex Panel

Brite White

Colors

Call for Pricing and Availability



- Recommended for Confinement Buildings
- G-100 Galvanized Substrate
- 1 oz. of 100% zinc total on both sides per sq. ft.

Non Warranty Polar White in AW and Apex



- While Supplies Last
- Makes a Great Liner Panel
- Less expensive Polyester Paint

Perforated Panel Painted in AW and Apex Panel



- Sound Control
- Acoustical
- Ventilation

26 Gauge

40 Year WeatherXL® Painted Galvalume® in R-Panel

Ash Gray, Black, Earth Brown, Burnished Slate, Burgundy, Charcoal, Clay, Dark Green
Evergreen, Gallery Blue, Buckskin, Light Stone, Pewter Gray, Barn Red, Brite White, Tan



- Available in 3/4" Ag Panel and 1-1/4" R-Panel
- 36" Coverage
- 26 Gauge Galvalume Substrate
- Valspar® 40 Year Siliconized Polyester Paint
- 12" on center

40 Year WeatherXL® Painted Galvalume® Textured in R-Panel


Barn Red, Buckskin, Burnished Slate



- 36" Coverage
- 26 Gauge Galvalume Substrate
- Valspar® 40 Year Siliconized Polyester Paint

40 Year WeatherXL® Painted Galvalume® in AW and Apex Panel

Ash Gray, Buckskin, Black, Earth Brown, Burnished Slate, Burgundy, Charcoal, Clay
Dark Green, Evergreen, Gallery Blue, Light Stone, Pewter Gray, Barn Red, Tan, Brite White



- 36" Coverage
- 26 Gauge Galvalume Substrate
- Grade 50
- Valspar® 40 Year Siliconized Polyester Paint

40 Year WeatherXL® Painted Galvalume® Textured in AW and Apex Panel

Ash Gray, Buckskin, Black, Earth Brown, Burnished Slate, Burgundy, Charcoal,
Clay, Evergreen, Light Stone, Barn Red



- Available in 3/4" AW and Apex Panel
- 36" Coverage
- 26 Gauge Galvalume Substrate
- Grade 50
- Valspar® 40 Year Siliconized Polyester Paint

Galvalume® Acrylic in AW, Apex Panel and R-Panel



- Available in R-Panel
- AZ50 Galvalume® Substrate
- 50% aluminum, 1.5% silicone and the balance zinc
- Acrylic Coated

Drip Stop



Corrugated

- Helps fight corrosion in livestock confinement
- Bird-proof
- Mold and fungi resistant

Galvanized

Length



- 24" Coverage
- 1/4" Rib Height
- G-40 Galvanized Substrate

8'
10'
12'
16'

Product		Length	Code
	12" Ridge Cap	10' 6"	RC
	5-1/2" Rake & Corner	10' 6"	C10
		12' 6"	C12
		14' 6"	C14
		16' 6"	C16
	7/8" Rat Guard	10' 6"	RG
	5/8" Double Angle	10' 6"	DA
	5" x 4-1/2" Universal Sidewall	10' 6"	US
	6" x 6" Universal Endwall	10' 6"	UE
	3-1/2" x 2" Gutter Apron	10' 6"	GA
	Cannonball Face Mount Track Cover	10' 6"	TC

Trims (29 Gauge)

641-990-8726

lci@lynnvilleconstruction.com

Product		Length	Code
	9/16" F & J	10' 6"	FJ
	1-1/2" x 3-1/2" Post Trim	10' 6"	PT312
	1-1/2" x 5-1/2" Post Trim	10' 6"	PT512
	1-1/2" x 6" Post Trim	10' 6"	PT6
	4" House Corner	10' 6"	HC
		12' 6"	HC12
		14' 6"	HC14
		16' 6"	HC16
	24" Valley	10' 6"	VA
		12' 6"	VA12
		14' 6"	VA14
		16' 6"	VA16
	7/8" J-Channel	10' 6"	J
	1" Square Base Molding	10' 6"	SBM

Prices are subject to change

Red Items are in stock ready to ship

lci@lynnvilleconstruction.com

Snap Lock Panel

641-990-8726

lci@lynnvilleconstruction.com

26 Gauge


Premium WeatherXL® Painted Galvalume

Square

Foot

Call for Pricing

- Hidden fastener panel system
- Long lasting WeatherXL paint with 40 Year Warranty
- .0185 steel thickness before paint
- 16" coverage
- Manufactured on the jobsite
- Lead time varies depending on color



Tan



Earth Brown



Pewter Gray



Charcoal



Light Stone



Evergreen



Ivory



Barn Red



Slate Blue



Brite White



Burgundy



Clay



Burnished Slate



Black



Crimson



Gallery Blue




Dark Green



Ash Gray



Buckskin



Alamo White

- Prices Include a person to roll metal 1 day, and one delivery trip within 100 miles




Snap Lock

Textured WeatherXL® Painted Galvalume

Square

Foot

Call for Pricing




Ash Gray




Buckskin




Gallery Blue




Clay




Midnight Gray



White



Light Stone




Evergreen




Charcoal




Black



Earth Brown



Burnished Slate




Red



Burgundy

Metal to Wood

#10 Woodgrip	Length	Code
	#12 3/4"	S34
	1"	S1
	1-1/2"	S112
	2"	S2
	2-1/2"	S212
	3"	S3


250/Bag
250/Bag
250/Bag
250/Bag
250/Bag
250/Bag

- Designed for post frame & residential metal roof applications.
- Threads transition from fine to coarse to generate superior holding strength.
- Consistently drills high tensile 29 & 26 gauge metal with no point walking.
- Type 17 point reduces metal shavings that can embed themselves in the rubber washer.
- EPDM rubber is vulcanized to a G-90 galvanized steel washer to form an excellent seal.

#14 Replacement Woodgrip	Length	Code
	1"	S114
	1-1/4"	S11414
	1-1/2"	S11214
	2"	S214
	2-1/2"	S21214

100/Bag
250/Bag
250/Bag
250/Bag
250/Bag

- Will replace nails or smaller diameter fasteners that have loosened & backed out over time.

#12 ST-XL Woodgrip	Length	Code
	3/4"	S34SSC
	1"	S1SSC
	1-1/2"	S112SSC
	2"	S2SSC
	2-1/2"	S212SSC
	3"	S3SSC

250/Bag
250/Bag
250/Bag
250/Bag
250/Bag
250/Bag






- Stainless Steel Cap
- Great for confinement barn ceilings

304 SS Woodgrip	Length	Code
	1"	S1SS
	1-1/2"	S112SS
	2"	S2SS


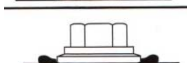
250/Bag
250/Bag
250/Bag

- Stainless Steel
- Pre-drilling required


Metal to Wood ...Continued


Stainless Steel One Stepper (wing)		Length	Code	
	• For PVC	1-1/4"	S114SSW	250/Bag
#10 Woodbinder ZXL		Length	Code	
	• Will Never Red Rust	#12 3/4"	S34ZXL	250/Bag
		1"	S1ZXL	250/Bag
		1-1/2"	S112ZXL	250/Bag
		2"	S2ZXL	250/Bag
		2-1/2"	S212ZXL	250/Bag
		3"	S3ZXL	250/Bag
#10 Square/Phillips Combo Pancake		Length	Code	
	• For Standing Seam Clips	1"	S1PC	250/Bag
		1-1/2"	S112PSQPH	250/Bag
#10 Square/Phillips Combo Wafer		Length	Code	
	• For Standing Seam Clips	1"	S1WSQPH	250/Bag
		1-1/2"	S112WSQPH	250/Bag
		2"	S2W	250/Bag
#10 Woodgrip Eclipse Screw w/ washer		Length	Code	
	• Star Drive	1"	S1EC	250/Bag
		1-1/2"	S112EC	250/Bag
		2"	S2EC	250/Bag

Installation Recommendation

Correct	
Underdriven	
Overdriven	


Metal to Metal

#12 Self-Drill	Length	Code	
	3/4"	S34SD	250/Bag
	#14 7/8"	S78SD	250/Bag
	1"	S1SD	250/Bag
	1-1/4"	S114SD	250/Bag
	1-1/2"	S112SD	250/Bag
	2"	S2SD	250/Bag


#10 Self-Drill Pancake	Length	Code	
	1"	S1SDPC	250/Bag
	1-1/2"	S112SDPC	250/Bag

- For Standing Seam Clips
- #2 Phillips Drive

Deck

T-25 Drive	Length	Code	
	1-1/4"	S114DS	1 Lb.
	1-5/8"	S158DSK9	1 Lb.
	2"	S2DSK9	1 Lb.
	2-1/2"	S212DSK9	1 Lb.
	3"	S3DSK9	1 Lb.
	3-1/2"	S312DSK9	1 Lb.
	4"	S4DSK9	1 Lb.
	5"	S5DSK9	1 Lb.
	6"	S6DSK9	1 Lb.

Other

Self-Drill w/ wings	Length	Code	
	#10 1-5/8"	S158	250/Bag
	#12 2"	S2	250/Bag
	#12 2-1/2"	S212	250/Bag
	1/4" 2-3/4"	S234	250/Bag
	1/4" 3-1/4"	S314	250/Bag

- For Attaching Wood to 1/4" Steel
- #3 Phillips Drive

Collated

PASLODE® 30° Smooth Shank Brite



Length	Part #	Code	
2-3/8"	650237	N238S	5,000/Box
3"	650830	N3S	2,500/Box
3-1/4"	650839	N314S	2,500/Box

30° Ring Shank Brite



Length	Part #	Code	
2-3/8"	650238	N238R	5,000/Box
3"	097973	N3RLINC	3,000/Box
3-1/4"	097978	N314RLINC	2,500/Box

PASLODE® 30° Smooth Shank Galvanized



Length	Part #	Code	
2-3/8"	650382	N238SG	2,000/Box
3"	650384	N3SG	2,000/Box

PASLODE® 30° Ring Shank Galvanized



Length	Part #	Code	
2-3/8"	650383	N238RG	2,000/Box
3"	650387	N3RG	2,000/Box
3-1/4"	650474	N314RG	2,000/Box

Pole Barn

7 Ga. Ring Shank	Length	Code
	4"	N4B
	5"	N5B
	6"	N6B

7 Ga. Ring Shank Galvanized	Length	Code
	4"	N4GN

Other


Vinyl Coated Sinkers	Length	Code
	3 1/4"	N314


Round Plastic Capped	Length	Code
	1"	N1C


Galvanized Nails w/ Rubber Washer	Length	Code
	1 3/4"	N134
	2"	N2G


Painted Stainless Steel Trim Nails	Length	Code
	1 1/4"	N114

Joist Hangers

JUS		Size	Code
	<ul style="list-style-type: none"> • Light-capacity • Face Mount • 20 gauge • G90 Galvanized • Not for use with treated lumber • Meet specifications of JL Series hangers 	2x4	JUS24
		2x6 / 2x8	JUS26
		2x8 / 2x10	JUS28
		2x10 / 2x12	JUS210

HL		Size	Code
	<ul style="list-style-type: none"> • Light-capacity • Top Mount • 18 Gauge 	2x6	HL26
		2x8	HL28
		2x10	HL210
		2x12	HL212

JLIF		Size	Code
	<ul style="list-style-type: none"> • Medium-capacity • Inverted-flange hanger • 18 Gauge • Triple Zinc G185 Galvanized • For use with treated lumber 	2x4	JL24IF-TZ
		2x6 / 2x8	JL26IF-TZ
		2x8 / 2x10	JL28IF-TZ
		2x10 / 2x12	JL210IF-TZ

JDS		Size	Code
	<ul style="list-style-type: none"> • Medium-capacity saddle hanger • 18 Gauge • G90 Galvanized • Used to hang purlins 	2x4	JDS24
		2x6	JDS26

3 Ply 2x6



- 5-1/4" x 4-1/16" Actual Size
- 6' Minimum .60 C.C.A. Treatment
- Glued and Nailed with Fingerjoint
- C.C.A. penetration is greater than solid sawn post
- Reduces the need for galvanized fasteners
- Timbertech Engineering - Project Number E069-22

Length

10'
12'
14'
16'
18'
20'
22'
24'
26'
28'
30'
32'
34'
36'
38'
40'

4 Ply 2x6



STURDI-COLUMN



Length

10'
12'
14'
16'
18'
20'
22'
24'
26'
28'
30'
32'
34'
36'
38'
40'

- 5-1/4" x 5-1/2" Actual Size
- 6' Minimum .60 C.C.A. Treatment
- Glued and Nailed with Fingerjoint
- C.C.A. penetration is greater than solid sawn post
- Reduces the need for galvanized fasteners
- Timbertech Engineering - Project Number E069-22

3 Ply 2x8



- 7" x 4-1/16" Actual Size
- 6' Minimum .60 C.C.A. Treatment
- Glued and Nailed with Fingerjoint
- C.C.A. penetration is greater than solid sawn post
- Reduces the need for galvanized fasteners
- Timbertech Engineering - Project Number E069-22

Length

10'
12'
14'
16'
18'
20'
22'
24'
26'
28'
30'
32'
34'
36'
38'
40'

4 Ply 2x8



STURDI-COLUMN



Length

10'
12'
14'
16'
18'
20'
22'
24'
26'
28'
30'
32'
34'
36'
38'
40'

- 7" x 5-1/2" Actual Size
- 6' Minimum .60 C.C.A. Treatment
- Glued and Nailed with Fingerjoint
- C.C.A. penetration is greater than solid sawn post
- Reduces the need for galvanized fasteners
- Timbertech Engineering - Project Number E069-22

Treated

Treated Southern Yellow Pine	Size	8'	10'	12'	14'	16'	18'	20'
	2 x 6							
	2 x 8							



4 x 6 Post	8'	10'	12'	14'	16'	18'	20'
						22'	24'



6 x 6 Post	8'	10'	12'	14'	16'	18'	20'
						22'	24'
						26'	28'
						30'	



Boards	Size	8'	10'	12'	14'	16'	18'	20'
	1 x 4				Call for Pricing			
	1 x 6				Call for Pricing			
	1 x 8				Call for Pricing			



Lumber	Size	8'	10'	12'	14'	16'	18'	20'
	2 x 4							
	2 x 6				Use Southern Yellow Pine			
	2 x 8				Use Southern Yellow Pine			
	2 x 10							
	2 x 12				Call for Pricing			



Tongue & Groove	Size	8'	10'	12'	14'	16'	18'	20'
	2 x 8							



- Good for use around the bottom of post frame buildings

Lumber

Spruce, Pine, Fir	Size	8'	10'	12'	14'	16'	18'	20'
-------------------	------	----	-----	-----	-----	-----	-----	-----



2 x 4
2 x 6

- Premium
- SPF kiln-dried lumber is ideal for residential and commercial construction

Southern Yellow Pine	Size	8'	10'	12'	14'	16'	18'	20'
----------------------	------	----	-----	-----	-----	-----	-----	-----



2 x 4
2 x 6
2 x 8

2 x 10
2 x 12

- Great for headers & rafters

Douglas Fir	Size	8'	10'	12'	14'	16'	18'	20'
-------------	------	----	-----	-----	-----	-----	-----	-----



2 x 8
2 x 10
2 x 12

Call for Pricing
Call for Pricing
Call for Pricing

- Call for pricing on longer lengths

Boards


	Size	8'	10'	12'	14'	16'	18'	20'
--	------	----	-----	-----	-----	-----	-----	-----



1 x 4
1 x 6
1 x 8
1 x 10
1 x 12


Call for Pricing
Call for Pricing
Call for Pricing
Call for Pricing


Engineered

Laminated Veneer Lumber (LVL)	Size	Code
	1-1/2" x 5-1/2"	LVL512112
	1-1/2" x 7-1/4"	LVL714113
	1-1/2" x 9-1/2"	LVL912112
	1-1/2" x 11-7/8"	LVL1178112
	1-1/2" x 14"	LVL14112
	1-1/2" x 16"	LVL16112
	1-1/2" x 18"	LVL18112
	1-1/2" x 24"	LVL24112


- 2.0E Grade

- Straighter wood that resists warping and shrinking
- Greater design flexibility than ordinary lumber
 - Factory-sealed coating
 - Available in 2' increments
 - Available up to 52' long

	1-3/4" x 7-1/4"	LVL714
	1-3/4" x 9-1/2"	LVL912
	1-3/4" x 11-7/8"	LVL1178
	1-3/4" x 14"	LVL14
	1-3/4" x 16"	LVL16
	1-3/4" x 18"	LVL18
	1-3/4" x 24"	LVL24

I-Joist 60	Size	Code
	11-7/8"	IJ117860
	14"	IJ1460

- Lightweight and easy to hand
- Manufactured with machine stress rated (MSR) flanges
- Available up to 48' long

Rimboard	Size	Code
	1-1/8" x 9-1/2"	RI912
	1-1/8" x 11-7/8"	RI1178
	1-1/8" x 14"	RI14

- Ideally suited for floor systems built with I-Joists
- High vertical load capacity

Rebar



Size	Bundle	Code
3/8"	266 pc	RE386
1/2"	150 pc	RE124
5/8"	96 pc	RE586

Concrete Mix





Size	Code
.45 Cu. Ft.	Sak-Crete


Concrete Pads





Size	Code
4" x 12"	CP412M
4" x 16"	CP416M

Sturdi-Wall	Size	Code
	4" x 6" Solid Post	SW46
	5" x 5" Solid Post	SW55
	6" x 6" Solid Post	SW66
	3 Ply 2" x 6" Bracket	SW63GL
	4 Ply 2" x 6" Bracket	SW64GL
	3 Ply 2" x 8" Bracket	SW83GL
	4 Ply 2" x 8" Bracket	SW84GL
	5 Ply 2" x 8" Bracket	SW85GL

Universal L Bracket	Size	Code
	6" Universal L Bracket	SW60L
	8" Universal L Bracket	SW80L
	6" Universal L Bracket - Galvanized	SW60HDG
	8" Universal L Bracket - Galvanized	SW80HDG

Sturdi-Wall Plus	Size	Code
	4" x 6" Solid Post	SWP46
	6" x 6" Solid Post	SWP66
	3 Ply 2" x 6" Bracket	SWP63GL
	4 Ply 2" x 6" Bracket	SWP64GL
	3 Ply 2" x 8" Bracket	SWP83GL
	4 Ply 2" x 8" Bracket	SWP84GL
	5 Ply 2" x 8" Bracket	SWP85GL

Perma-Columns	Size	Code
	4" x 6" Solid Post 5ft	PC4600
	6" x 6" Solid Post 5ft	PC6600
	3 Ply x 6" Column 5ft	PC6300
	4 Ply x 6" Column 5ft	PC6400
	3 Ply x 8" Column 5ft	PC8300
	4 Ply x 8" Column 5ft	PC8400
	4 Ply x 6" Column	
	with 3 Ply x 6" Offset Jamb Bracket 5ft	PC6300J
	4 Ply x 8" Column	
	with 3 Ply x 8" Offset Jamb Bracket 5ft	PC8300J

Post to Bracket Hardware	Size	Code
	Kit for SW63 and SWP63	HW63
	Kit for SW64 and SWP64	HW64
	Kit for SW66 and SWP66	HW66
	Kit for SW83 and SWP83	HW83
	Kit for SW84 and SWP84	HW84
	Kit for SW85 and SWP85	HW85

- Hardware is NOT included in pricing but is available upon request

Wrap Around

GRAY (250° F Max)	Pipe Size	Code
101	1/2" to 4"	PFW101
201	4" to 9-1/4"	PFW201
301	9-1/4" to 16-1/4"	PFW301



Round

GRAY (250° F Max)	Pipe Size	Code
#1	1/4" to 2"	PF1
#2	1-3/4" to 3"	PF2
#3	1/4" to 4"	PF3
#4	3" to 6"	PF4
#5	4-1/4" to 7-1/2"	PF5
#6	5" to 9"	PF6
#7	6" to 11"	PF7
#8	7" to 13"	PF8
#9	10" to 19"	PF9



- Made from EPDM rubber compounded for maximum resistance to ozone, UV light and extreme temperatures.
- Flexible aluminum base will allow the flashing to conform to any metal roof configuration.
- Pipe flashings are well marked so they can easily be cut to fit exactly the pipe size used.

High Temp - RED (450° F Max)	Pipe Size	Code
#1	1/4" to 2"	PF1H
#2	1-3/4" to 3"	PF4H
#3	1/4" to 4"	PF3H
#4	3" to 6"	PF4H
#5	4-1/4" to 7-1/2"	PF5H
#6	5" to 9"	PF6H
#7	6" to 11"	PF7H
#8	7" to 13"	PF8H
#9	10" to 19"	PF9H



Track	Length	Code
-------	--------	------



Round Keyhole Track ...needs brackets

8',10',12',14',16',18',20'

TK

Rails	Length	Code
-------	--------	------



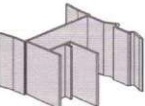
2200 1-1/2" Side Rail

WHITE: 8',10',12',14',16',18',20'

TS

COLORED: 8',10',12',14',16',18',20'

TS



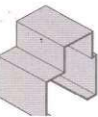
2216 1-1/2" H Rail

WHITE: 8',10',12',14',16',18',20'

TH

COLORED: 8',10',12',14',16',18',20'

TH



2244 1-1/2" Bottom Rail

WHITE: 8',10',12',14',16',18',20'

TB

COLORED: 8',10',12',14',16',18',20'

TB



3391 3-1/2" Side Rail

WHITE: 8',10',12',14',16',18',20'

TS3

COLORED: 8',10',12',14',16',18',20'

TS3



3396 3-1/2" H Rail

WHITE: 8',10',12',14',16',18',20'

TH3

COLORED: 8',10',12',14',16',18',20'

TH3



3394 3-1/2" Bottom Rail

WHITE: 8',10',12',14',16',18',20'

TB3

COLORED: 8',10',12',14',16',18',20'

TB3

Trolleys	Code
----------	------



PB26T9 4-Way Adjustable Trolley w/9-1/2" Adj. Bolt

TTR












R29S Celcon® Adj. Side Mount Trolley

TTRS



714420 Delrin Double Truck Trolley w/9" bolt

TTRD

Brackets		Code
	BC3-201 Face-Mount Bracket	TBC
	BC5-201 Top-Mount Bracket	TBT
	646512 Short Face-Mount Bracket	TBN
	51L2 Triangle Bracket for double CB track ...w/2 stud bolts	TBD
	5151 Flashing Brackets ...hold double cover	TBDF
	102010190 Stud Bolts for Triangler Brackets	TBS
Latches		Code
	PB121W 7" Adjustable Jamb Latch	TJL
	PB128 15" Center Jamb Latch	TCL
	PB127S Center/Side Chain Snugger ...for wood or steel door	TCS

Non-Insulated

Aluminum Slider Window	Actual Size	Code
36" x 24-1/2"	36 x 24-3/8	W3624N
36" x 36"	35-3/4 x 36	W3636N



- Two glass panels, one screen panel
- Panels are spring loaded to prevent binding
- No metal to metal contact between panels and frame
- Panels are removable for repair using a re-usable glazing
- Cam lock provided for security
- Tension sealed
- Self flashing
- Reglazable
- 1" J for Metal Siding

Insulated

Vinyl Slider Window	Actual Size	Code
36" x 24"	35-3/4x23-1/2	W3624I
36" x 36"	35-3/4x35-3/4	W3636I
48" x 36"	47-1/2x35-1/2	W4836I
48" x 48"	47-1/2x47-1/2	W4848I



- Full Welded Construction
- Integral Nailing fins
- Fiberglass Screens included
- One-year Stress Crack Warranty

Entry Doors

641-990-8726
lci@lynnvilleconstruction.com

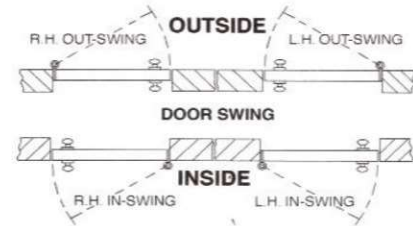
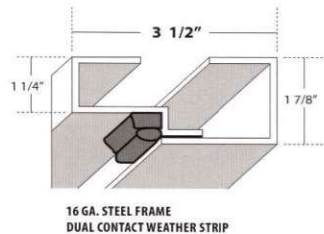
2868 Steel Door WHITE

Actual Size	Code
34-5/8 x 80-5/8	ED2868S

3068 Steel Door

Actual Size	Code
38-5/8 x 80-5/8	ED3068S
38-5/8 x 80-5/8	ED3068SBN
38-5/8 x 80-5/8	ED3068S

WHITE
BROWN
Other Colors



- No Window
- Full 1-3/4" thick panel w/26 Ga. Skins.
- Exclusive inner lock design puts frame on inside of door for quality commercial appearance
- All steel frame - all steelskin, pre-hung 4-way universal swing
- Frame has common header/threshold and nailing ard non-nailing jamb and meets handicap specifications
- Nylon lockset insert eliminates lockset loosening - no wood block to deteriorate or absorb moisture
- Pre-finished steel frame with Dual Contact weather strip
- Add 1/4" to find rough opening

3068 Steel Door WHITE

Actual Size	Code
38-5/8 x 80-5/8	ED3068S?



- 1-Lite
- 22" x 36" Window

3068 Steel Door WHITE

Actual Size	Code
38-5/8 x 80-5/8	ED3068SL9



- 9-Lite
- 22" x 36" Window

Prices subject to change

Red Items In-Stock ready to ship

lci@lynnvilleconstruction.com

Caulk

Metal Roof Sealant

Code

CA??



- Permanently flexible - Won't crack
- Adheres to most construction materials
- Quick cure rate



White



Black



Earth Brown



Crimson



Barn Red



Slate Blue



Gallery Blue



Clay



Burgundy



Charcoal



Evergreen



Ivory



Light Stone



Pewter Gray



Tan



Burnished Slate

100% RTV Silicone Rubber Sealant

Code

CAClear
CAWH



- Easy to use
- Flexible
- Less expensive

High Strength Adhesive Sealant

Code

CAAD



- The strongest
- Ultra Flexible
- Super Durable
- Permanently bonds to metal, plastic, fiberglass, glass, vinyl, cement and wood

Self Adhering

Emseal	Size	Code
	Expands to 1" x 1" x 19.68'	Emseal



- Valley, Hip & Ridge Closure
- Will not dry out and become brittle
- Lightweight, quick and easy to install
- Self adhesive on one side
- No shrinkage or blow-out
- UV stable
- AST Hi-Acrylic

Uni-Seal	Size	Code
	1" x 1" x 20'	Uni-seal



- Valley & Hip Closure
- Eliminates the need for angle cut closures
- Pure Polyurethane Foam
- Vinyl Coating
- UV Stabilized/Fire Retardant
- Continuous Glue Strip

Vinyl Door Stop

	Size	Code
	8'	V8
	10'	V10
	12'	V12
	14'	V14
	16'	V16

- To seal around exterior of garage doors
- Moisture, termite, mould & mildew resistant
- No splitting or cracking like wood
- Only **White** in Stock



White

Almond

Desert Tan

Gray

Sandstone

Bronze

Evergreen

Brown

Foam

Outside Foam Closure	Size	Code
	3/4" x 3'	FCO



- With Adhesive
- Fits on top of the AW-Panel

INSIDE Foam Closure	Size	Code
	3/4" x 3'	FCI



- With Adhesive
- Fits under the AW-Panel

R-PANEL Outside Foam Closure	Size	Code
	1-1/4" x 3'	FCRO



- With Adhesive
- Fits on top of the R-Panel

R-PANEL INSIDE Foam Closure	Size	Code
	1-1/4" x 3'	FCRI



- With Adhesive
- Fits under the R-Panel

Foam Sill Sealer	Size	Code
	1/4" x 3-1/2" x 50'	Sill312
	1/4" x 5-1/2" x 50'	Sill512



Clear

24" Ridge Cap	Code	Length
	SLRC	10' 6"



- 90% Light Transmission
- Polycarbonate

AW Panel	Code	Length
	SLP8	8'
	SLP10	10'
	SLP12	12'
	SLP14	14'



- 90% Light Transmission
- Polycarbonate

R-Panel	Code	Length
	SLPR8	8'
	SLPR10	10'
	SLPR12	12'

- 90% Light Transmission
- Polycarbonate

Soft White

AW Panel	Code	Length
	SLP8SW	8'
	SLP10SW	10'
	SLP12SW	12'
	SLP14SW	14'



- 85% Light Transmission
- Polycarbonate

R-Panel	Code	Length
	SLPR8SW	8'
	SLPR10SW	10'
	SLPR12SW	12'
	SLPR14SW	14'

- 85% Light Transmission
- Polycarbonate

Underlayment

Wind & Water Seal



Size

3' x 67'

Code

UNMFM

- Self-Adhering underlayment
- Non-slip polymer film laminated to a rubberized adhesive
- High Temperature
- 60 days UV resistance
- 2 Square Roll

Supreme - Lifetime Warranty



Size

40" x 300'

Code

UNMarcoSupreme

- High tech, non-slip synthetic underlayment
- 20 times stronger than #30 asphalt felt paper
- 90-day UV exposure rating
- Limited lifetime warranty
- 10 Square Roll

Max - 30 Year Warranty



Size

40" x 300'

Code

UNMarcoMax30

- High tech, non-slip synthetic underlayment
- 12 times stronger than #15 asphalt felt paper
- 90-day UV exposure rating
- 30 year warranty
- 10 Square Roll

ShingleLayment-E



Length

4' x 250'

Code

UNGrip-Rite

- Non-slip synthetic underlayment
- 5 times lighter than #30 Lb asphalt felt paper
- 20 year warranty
- 10 Square Roll

RE2



Length

2-1/2" x 300'

Code

RE2

- No more 1x4's between the existing composition and new metal roof
- Revolutionary high density polyethylene foam, lightweight and yet strong
- Just roll it across the old shingled roof, tack it down and install the metal roof
- Provides air flow and ventilation
- No adhesive

Polycarbonate

RT MINI

Code

SGPRTmini



- High quality clear polycarbonate
- Can be attached with adhesive or screws
- Has a slot to accept metal color chip for low visibility to blend with roof
- 1.5" wide base to fit inbetween ribs

RT CLSM

Code

SGPCL



- 10 day lead time

Stainless Steel

1500 Non-Painted ...2 x 4 on edge

Code

SGNP



- 10 day lead time

1500 Painted ...2x4 on edge

Code

SG??



- 10 day lead time

Non-Painted ...2x4 flat

Code

SGNP



- 10 day lead time

Painted ...2x4 flat

Code

SGST??



- 16 gauge 304 Stainless Steel
- No caulk needed
- Powder Coated to match roofing colors
- 10 day lead time

Reflective

6' x 125'		Facing	Code	Sq Ft
	Single Bubble	Foil/White	SB6	750
	Double Bubble	Foil/White	DB6	750
	Therma-Guard	Foil/Woven White	THERMAGUARD	750



- Easy to install and handle
- Class A / Class 1 Fire Rating
- Non-Toxic
- Does not compress, collapse or disintegrate
- Consists of two layers of bubbles coated with a 96% reflective film

TextraFINE®

6" x 93" x 60'	Facing	R-Value	Code	Sq Ft
	Un-Faced	19	IN693	465
	Faced	19	IN693F	465



- Does not cause metal corrosion
- Does not rot or mold
- Easy to install
- 3 week lead time to order with facing

Blow-In

Fiberglass	R-Value	Thick	Code	Sq Ft
			INBIF	
	11	4.5		200.5
	13	5.25"		170.4
	19	7.5"		116.2
	22	8.5"		101.4
	26	10"		84.8
	30	11.5"		72.5
	38	14.5"		55.7
	44	16.5"		48
	49	18.25"		42.6
	60	21.75"		34.5



Coverage Per Bag

Cellulose	R-Value	Thick	Code	Sq Ft
			INBIC	
	13	3.9"		65.8
	19	5.7"		44.2
	22	7.7"		38.0
	30	8.9"		25.9
	38	11.2"		19
	49	14.3"		13.8
	60	17.3"		10.8



Coverage Per Bag



All 27 Gauge Steel
Thickness: 2 Inches
Warranty: 10 Years



2" Thermoguard

R-18 Thermoguard Flush Panel

8'2" x 8'

8'2" x 10'

8'2" x 12'

10'2" x 8'

10'2" x 10'

10'2" x 12'

10'2" x 14'

12'2" x 10'

12'2" x 12'

12'2" x 14'

14'2" x 10'

14'2" x 12'

14'2" x 14'

16'2" x 12'

16'2" x 14'

16'2" x 16'

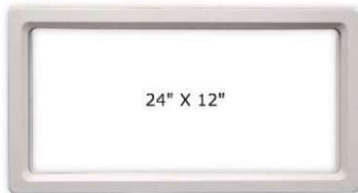
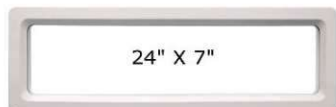
16'2" x 18'

18'2" x 14'

18'2" x 16'

18'2" x 18'

Window Options



Color Options

White (Standard)



Almond



Black




Upcharge for Black

Coffee




Sandtone



Gray



Tera-Bronze



Green





Exterior Steel: 24 Gauge
Thickness: 2 Inches
Warranty: 10 Years



Non-Insulated CS24

24 ga. Non-Insulated Ribbed Steel

8'2" x 8'

8'2" x 10'

8'2" x 12'

10'2" x 8'

10'2" x 10'

10'2" x 12'

10'2" x 14'

12'2" x 10'

12'2" x 12'

12'2" x 14'

14'2" x 10'

14'2" x 12'

14'2" x 14'

16'2" x 12'

16'2" x 14'

16'2" x 16'

16'2" x 18'

18'2" x 14'

18'2" x 16'

18'2" x 18'

Window Options

24" X 5"

24" X 12"

24" X 5"


24" X 12"

Color Options


White (Standard)



Sandtone



Coffee



LiftMaster Residential

Belt Drive



LiftMaster 8550 Elite Series
3/4 HP Belt Drive
LM893- 3 Button Visor Remote

Size	Code
7'	OP7
8'	OP8
10'	OP10



LiftMaster 8355 Premium Series
1/2 HP Belt Drive
LM893- 3 Button Visor Remote

7'	OP7
8'	OP8
10'	OP10



LiftMaster 8155 Contractor Series
1/2 HP Belt Drive
LM891 1 Button Visor Remote

7'	OP7
8'	OP8
10'	OP10

Chain Drive



LiftMaster 8587 Elite Series
3/4 HP Chain Drive
LM893- 3 Button Visor Remote

7'	OP7
8'	OP8
10'	OP10



LiftMaster 8365W-267 Premium Series
1/2 HP Chain Drive
LM893- 3 Button Visor Remote
LM877 Wireless Keypad

7'	OP7
8'	OP8
10'	OP10



LiftMaster 8165 Contractor Series
1/2 HP Chain Drive
LM891 1 Button Visor Remote

7'	OP7
8'	OP8
10'	OP10


JackShaft Drive





LiftMaster 8500 Elite Series
Wall Mount Jackshaft
LM895 3 Button Visor Remote


7'	OP7
----	-----


LiftMaster Commercial

Model MT 5011 U	Size	Code
 <ul style="list-style-type: none"> • 1/2 HP AC Motor • Chain Drive • Secure Long-Range Remote • 1 Deluxe Wall Station • Medium-Duty Operator 	8'	OP8
	10'	OP10
	12'	OP12
	14'	OP14

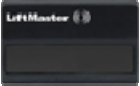




Model T 501 L5	Size	Code
 <ul style="list-style-type: none"> • 1/2 HP AC Motor • Chain Drive • Secure Long-Range Remote • 1 Deluxe Wall Station • Heavy-Duty Operator 	12'	OP12
	14'	OP14
	16'	OP16
	18'	OP18
	20'	OP20

Model T 751 L5	Size	Code
 <ul style="list-style-type: none"> • 3/4 HP AC Motor • Chain Drive • Secure Long-Range Remote • 1 Deluxe Wall Station • Heavy-Duty Operator 	12'	OP12
	14'	OP14
	16'	OP16
	18'	OP18
	20'	OP20

Jackshafts	Code
	3900 Light Duty Jackshaft Operator DC Motor Jackshafts
	MJ 5011 U Medium Duty Jackshaft Operator 1/2 H.P. Jackshafts
	J 501 L5 Heavy Duty Jackshaft Operator 1/2 H.P. Jackshafts
	J 751 L5 Heavy Duty Jackshaft Operator 3/4 H.P. Jackshafts
	Spring Bumper for Jackshaft Operator Spring Bumper

Hoists	Code
	MH 5011 U Medium Duty Hoist 1/2 H.P. Hoists
	H 501 L5 Industrial Duty Hoist 1/2 H.P. Hoists
	H 751 L5 Industrial Duty Hoist 3/4 H.P. Hoists

Remotes

1 Button Transmitter		Code
	<ul style="list-style-type: none"> 371LM 	Remotes
3 Button Transmitter		Code
	<ul style="list-style-type: none"> 373LM 	Remotes
3 Button Transmitter - Standard		Code
	<ul style="list-style-type: none"> 893Max 	Remotes
4/12-3 Button Transmitter		Code
	<ul style="list-style-type: none"> 02403 Nema 	Remotes
3 Button Indoor Surface Mount		Code
	<ul style="list-style-type: none"> 02103 Nema 1 	Remotes

Fully Assembled



Size	Code
24"	CU24A
24"	CU24ATEXTURED
36"	CU36A
36"	CU36ATEXTURED
48"	CU48A
48"	CU48ATEXTURED

- Easy to install
- Vented or solid base
- Louvered sides
- Any base, louvers, trim or roof color combinations
- Please allow 4 weeks for shipment
- Weathervane not included

Fully Assembled w/Window



Size	Code
36"	CU36AW
36"	CU36AWTEXTURED
48"	CU48AW
48"	CU48AWTEXTURED

- Vented or solid base
- Windows available with or without grids
- Any base, louvers, trim and roof color combinations
- Please allow 4 weeks for shipment
- Polycarbonate windows

Weathervanes


21" Weathervanes

Code


WV(name of design)

WVBL(name of design)


- Hammered Copper Color
- Ornaments are molded to arrow
- Made of 14 gauge metal
- More designs available
- Includes Design Top, Windcups and NSEW Directional
- Designs with * are available in black




Doctor Buggy*



Amish Buggy



Mule



Draft Horse



Quarter Horse



Running Horse*




Saddlebred



Rooster*



JD Tractor*



FA Tractor



Farm




Cow with Calf*



Squirrel



Wolf



Deer Standing



Deer Jumping*



Bass



Birdhouse



Cardinal



Eagle



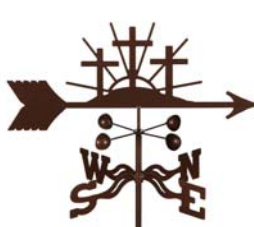
Ducks



Hummingbird



Flag



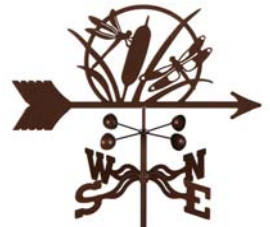
Crosses



Music Notes




Butterfly



Dragonfly

Post Frame Building Kits


24 x 32 x 10



Call for price

- Solid Treated 4x6 Posts 8' O/C
- Engineered Wood Trusses (8' O/C)
- 2x6 Walls Girts (36" O/C)
- 2x4 Roof Purlins (24" O/C)
- 12" Overhang & 36" Wainscot
- 29 Ga. Metal Roof & Siding with 40 Year Paint Warranty
- One 16x8 Non-Insulated Overhead Door - Operators Included
- One 36" Steel Entry Door
- Cal. for Upgrade Options

30 x 40 x 10



Call for price

- Solid Treated 4x6 Posts (8' O/C)
- Engineered Wood Trusses (8' O/C)
- 2x6 Walls Girts (36" O/C)
- 2x4 Roof Purlins (24" O/C)
- 12" Overhang & 36" Wainscot
- 29 Ga. Metal Roof & Siding with 40 Year Paint Warranty
- Two 10x8 Non-Insulated Overhead Doors - Operators Included
- One 36" Steel Entry Door
- Cal. for Upgrade Options

30 x 40 x 12

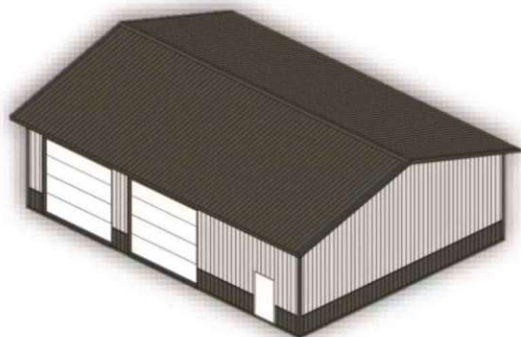


Call for price

- 3 Ply 2x6 Glu-Lam Posts (8' O/C)
- Engineered Wood Trusses (8' O/C)
- 2x6 Walls Girts (36" O/C)
- 2x4 Roof Purlins (24" O/C)
- 12" Overhang & 36" Wainscot
- 29 Ga. Metal Roof & Siding with 40 Year Paint Warranty
- Three 10x10 R19.4 Insulated Overhead Doors - Operators Included
- One 36" Steel Entry Door
- Cal. for Upgrade Options

Post Frame Building Kits

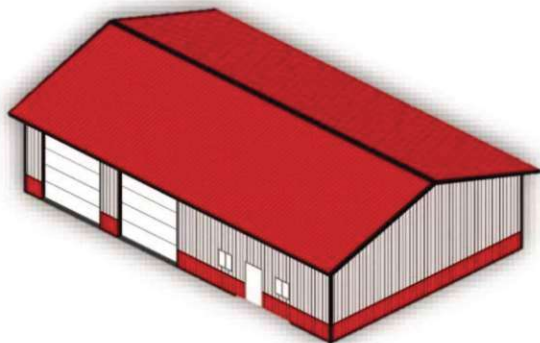
36 x 48 x 14



Call for price

- 3 Ply 2x6 Glu-Lam Posts (8' O/C)
- Engineered Wood Trusses (8' O/C)
- 2x6 Walls Girts (36" O/C)
- 2x4 Roof Purlins (24" O/C)
- 18" Overhang & 36" Wainscot
- 29 Ga. Metal Roof & Siding with 40 Year Paint Warranty
- Two 12x12 R-19.4 Insulated Overhead Doors - Operators Included
- One 36" Steel Entry Door
- Cal. for Upgrade Options

40 x 64 x 14



Call for price

- 3 Ply 2x6 Glu-Lam Posts (8' O/C)
- Engineered Wood Trusses (8' O/C)
- 2x6 Walls Girts (36" O/C)
- 2x4 Roof Purlins (24" O/C)
- 24" Overhang & 36" Wainscot
- 29 Ga. Metal Roof & Siding with 40 Year Paint Warranty
- Two 12x12 R-19.4 Insulated Overhead Doors - Operators Included
- One 36" Steel Entry Door
- Two 36" x 36" Insulated Vinyl Slider Windows
- Cal. for Upgrade Options