

Bright White



Alamo White



Ivory



Light Stone



Clay



Buckskin



Tan



Ash Gray



Pewter Gray



Charcoal

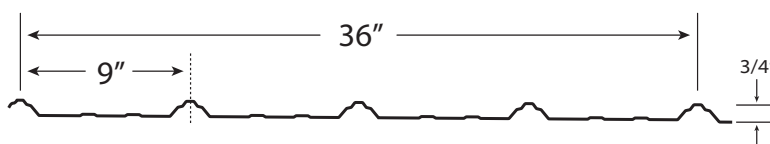


Burnished Slate

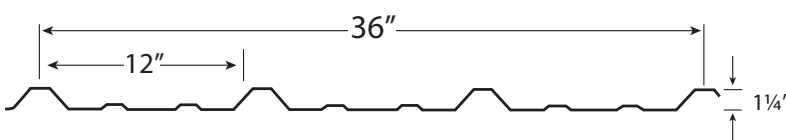


## Smooth Color Options

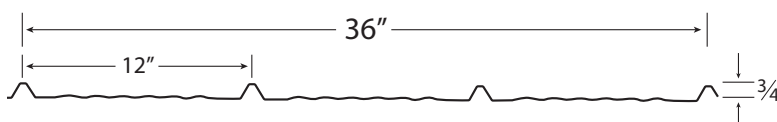
AW Panel



R-Panel



Apex Panel



Slate Blue



Gallery Blue



Crimson Red



Barn Red



Evergreen



Dark Green




Burgundy

**SHERWIN-WILLIAMS®**  
Coil Coatings



Sherwin-Williams® and WeatherXL™  
are trademarks of SWIMC LLC.



Galvalume



Copper Metallic



Black




Earth Brown

# Textured and Woodgrain Options



Bright White Textured




Alamo White Textured



Ash Gray Textured




Clay Textured



Buckskin Textured



Light Stone Textured




Burnished Slate Textured




Charcoal Textured



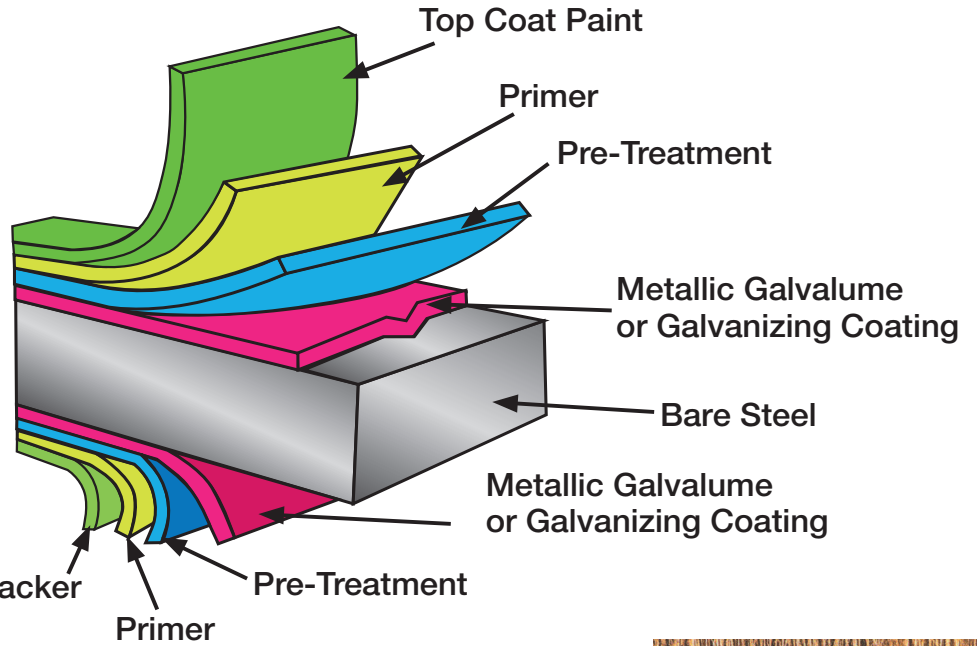
Midnight Gray Textured



Gallery Blue Textured

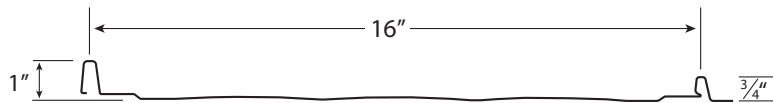


Red Textured

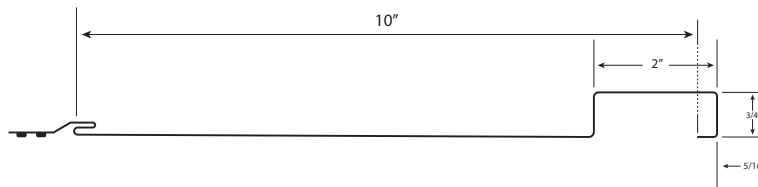


26 & 29 Gauge metal offered  
on 36" wide panels

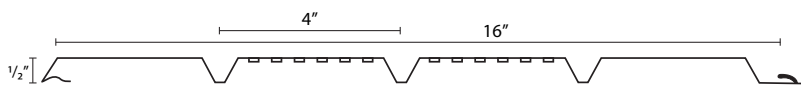
## Snap Lock




## Board and Batten



## Quad-Loc™ Soffit



Natural Tan Rough Sawn Cedar



Dark Brown Rough Sawn Cedar




Gray Rough Sawn Cedar




Barn Wood Plank


Call for Panel Profile/Color Combinations



Evergreen Textured



Burgundy Textured



Earth Brown Textured



Black Textured

